



Uscan Report


EXAMPLE HISTORIC MODEL PORTFOLIO REPORT

Prepared by Example Adviser Name

Please read the important information contained on the final pages of this report for more information on the terminology and assumptions used. This report includes historical changes made to the portfolio.

Past performance is not a guide to future performance

This communication is designed for use by professional financial advisers. It is not intended as a promotion of a particular fund, or funds.

A large, abstract geometric pattern composed of various shades of gray and white triangles and polygons covers the bottom right portion of the page.

EXAMPLE HISTORIC MODEL PORTFOLIO REPORT from 17/06/2016 - 17/06/2021

Risk

Historic Risk: The historic risk level represents the historic volatility over the period stated for the account and takes into account the changing composition of the assets over that period of time.

Prospective Risk: The prospective risk level represents the expected level of future volatility of the combination of asset classes, determined by using objective mathematical modelling tools taking into account past data and implied market data in the future. This derivation is based on the current asset class composition of the assets held. To ensure accuracy, the prospective risk score will only be shown if the end date of the report has not been varied.

EXAMPLE HISTORIC MODEL PORTFOLIO REPORT

Historic Risk: 3 years



Prospective Risk:



If your adviser uses Quilter's risk profiling tool your historic risk score is a 5 and your prospective risk score is a 6.

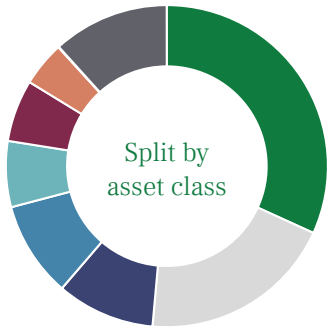
Holdings as at 17/06/2021

This is a view of all current assets held in the portfolio that have been analysed in this report.

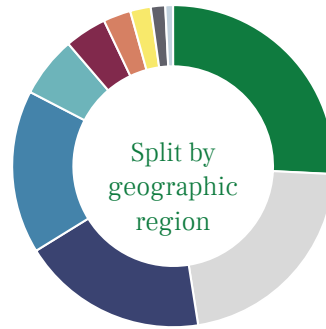
Assets	% of portfolio
Active Managed Portfolio 6	
Allianz Fixed Income Macro E Acc GBP	2.75
BlackRock Cash OS Acc	6.97
Pimco GIS Dynamic Bond Inst Hedged GBP	6.85
Quilter Investors Absolute Return Bond U2 Acc GBP	7.90
Quilter Investors Asia Pacific (ex Japan) Equity U2 Acc GBP	2.99
Quilter Investors Asia Pacific (ex Japan) Large-Cap Equity U2 Acc GBP	2.95
Quilter Investors Asia Pacific U2 Acc GBP	0.66
Quilter Investors China Equity U2 Acc GBP	0.96
Quilter Investors Corporate Bond U2 Acc GBP	2.37
Quilter Investors Diversified Bond U2 Acc GBP	1.53
Quilter Investors Emerging Markets Equity Growth U2 Acc GBP	1.60
Quilter Investors Emerging Markets Equity Income U2 Acc GBP	1.73
Quilter Investors Emerging Markets Equity U2 Acc GBP	1.45
Quilter Investors Europe (ex UK) Equity Growth U2 Acc GBP	1.95
Quilter Investors Europe (ex UK) Equity Income U2 Acc GBP	1.75
Quilter Investors Europe (ex UK) Equity U2 Acc GBP	2.75
Quilter Investors Gilt Index U2 Acc GBP	3.91
Quilter Investors Global Equity Absolute Return U2 Acc GBP	4.63
Quilter Investors Global Equity Value U2 Acc GBP	3.65
Quilter Investors Investment Grade Corporate Bond U2 Acc GBP	1.56
Quilter Investors Japanese Equity U2 Acc GBP	3.10
Quilter Investors Natural Resources Equity U2 Acc GBP	0.86
Quilter Investors North American Equity U2 Acc GBP	3.72
Quilter Investors Precious Metals Equity U2 Acc GBP	3.11
Quilter Investors Sterling Diversified Bond U2 Acc GBP	2.64
Quilter Investors UK Equity Growth U2 Acc GBP	3.80
Quilter Investors UK Equity Income U2 Acc GBP	1.45
Quilter Investors UK Equity Large-Cap Income U2 Acc GBP	5.49
Quilter Investors UK Equity Opportunities U2 Acc GBP	4.46
Quilter Investors UK Equity U2 Acc GBP	4.17
Quilter Investors US Equity Growth U2 Acc GBP	1.48
Quilter Investors US Equity Income U2 Acc GBP	3.40
Quilter Investors US Equity Small/Mid-Cap U2 Acc GBP	1.40
Active Managed Portfolio 6 Total	100.00
EXAMPLE HISTORIC MODEL PORTFOLIO REPORT Total	100.00%

Holdings as at 17/06/2021

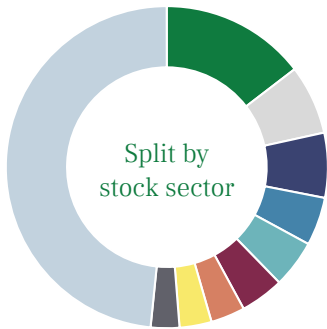
These charts show how the underlying assets of the portfolio are allocated by sector, asset class and region, based upon the current assets held in the portfolio.



Asset class	Weight %
Fixed Interest	31.81
International Equities	19.63
UK Equities	9.87
Asia Pacific Equities	9.59
North American Equities	6.62
Money Market	6.23
European Equities	4.49
Global Emerging Market Equities	0.06
Others	11.70



Geographic region	Weight %
North America	25.80
Europe	21.72
UK	18.68
Asia Pacific	16.42
Money Market	6.10
Japan	4.22
Unknown	2.75
Americas	2.08
International	1.45
Others	0.78



Stock sector	Weight %
Financials	14.59
Government Bonds	6.98
Information Technology	6.50
Consumer Discretionary	4.86
Industrials	4.79
Health Care	4.37
Communications	3.44
Certificates of Deposit	3.22
Consumer Staples	2.88
Others	48.37



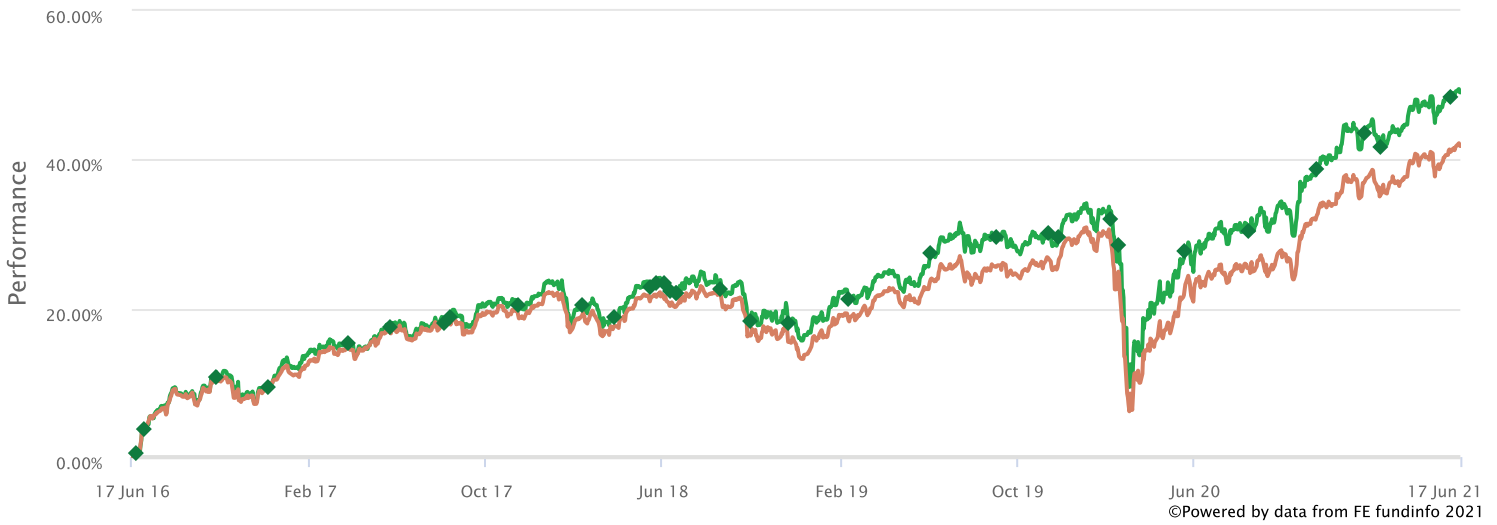
Split by industry sector	Weight %
IA Targeted Absolute Return	15.28
IA UK All Companies	12.43
IA Specialist	10.82
IA North America	10.00
IA Short Term Money Market	6.97
IA UK Equity Income	6.94
IA Asia Pacific Excluding Japan	6.60
IA Europe Excluding UK	6.45
IA Global Emerging Markets	4.78
Others	19.72

Top Ten holdings

Holding Name	Weight %
SAMSUNG ELECTRONICS CO	0.66
KBC BANK (LONDON BRANCH) GB	0.66
FNMA TBA 3.0% JUN 30YR 3.00% 14/06/2051	0.56
FNMA TBA 3.0% MAY 30YR 3.00% 13/05/2051	0.55
3I GROUP PLC ORD	0.52
RELX PLC	0.52
CREDIT AGRICOLE CORPORATE AND INVE	0.52
ALIBABA GROUP HLDG LTD	0.45
RIO TINTO	0.43
TAIWAN SEMICONDUCTOR CO	0.42
Percentage of portfolio analysed	5.29

Cumulative performance from 17/06/2016 - 17/06/2021

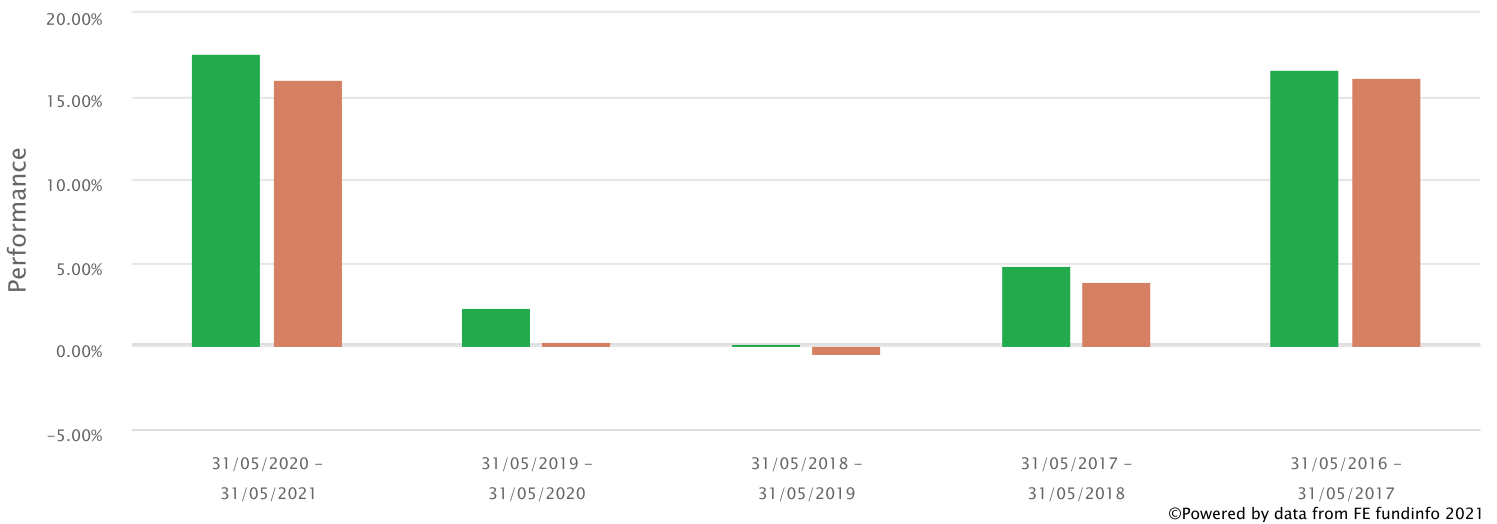
This chart shows the aggregate performance of the portfolio against the benchmark detailed below, over the reporting period. Changes to the portfolio are included and are denoted by ♦



	1 Month	3 Months	6 Months	1 Year	2 Years	3 Years	5 Years
● Portfolio	1.67	3.54	6.40	16.82	18.65	20.32	49.03
● Weighted Sector Average	1.98	3.34	5.82	15.02	15.69	16.31	41.82

Discrete performance

This chart shows discrete performance of the portfolio against the benchmark detailed below, over a series of time periods, throughout the last five years (where available).



	31/05/2020 - 31/05/2021	31/05/2019 - 31/05/2020	31/05/2018 - 31/05/2019	31/05/2017 - 31/05/2018	31/05/2016 - 31/05/2017
● Portfolio	17.56	2.32	0.21	4.81	16.61
● Weighted Sector Average	16.07	0.26	-0.41	3.90	16.11

Cumulative performance to 17/06/2021

	1 Month	3 Months	6 Months	1 Year	3 Years	5 Years
Allianz Fixed Income Macro E Acc GBP	-0.47	-0.50	0.47	3.11	-	-
BlackRock Cash OS Acc	-0.01	-0.02	-0.04	-0.05	0.93	-
Cash	0.00	0.00	0.00	0.00	0.00	0.00
Pimco GIS Dynamic Bond Inst Hedged GBP	-0.07	0.15	1.06	5.63	9.08	17.03
Quilter Investors Absolute Return Bond U2 Acc GBP	0.10	0.29	0.19	1.47	-	-
Quilter Investors Asia Pacific (ex Japan) Equity U2 Acc GBP^	5.01	3.64	12.35	41.32	60.34	138.62
Quilter Investors Asia Pacific (ex Japan) Large-Cap Equity U2 Acc GBP^	1.92	-1.03	6.91	31.74	27.54	117.22
Quilter Investors Asia Pacific U2 Acc GBP	3.75	2.32	10.52	34.09	26.69	131.21
Quilter Investors China Equity U2 Acc GBP^	1.66	-4.08	-1.87	14.30	13.25	116.82
Quilter Investors Corporate Bond U2 Acc GBP^	0.75	1.08	-1.38	3.50	21.29	31.80
Quilter Investors Diversified Bond U2 Acc GBP^	0.56	1.30	1.38	9.38	26.27	35.75
Quilter Investors Emerging Markets Equity Growth U2 Acc GBP^	5.02	0.76	0.87	28.82	52.15	139.40
Quilter Investors Emerging Markets Equity Income U2 Acc GBP	5.53	1.91	9.97	33.15	30.48	-
Quilter Investors Emerging Markets Equity U2 Acc GBP^	6.58	3.18	5.54	34.55	30.45	97.18
Quilter Investors Europe (ex UK) Equity Growth U2 Acc GBP^	4.88	11.51	13.04	30.69	55.44	118.20
Quilter Investors Europe (ex UK) Equity Income U2 Acc GBP	1.11	7.41	15.45	37.61	4.85	-
Quilter Investors Europe (ex UK) Equity U2 Acc GBP^	3.45	9.96	12.23	25.80	36.67	89.71
Quilter Investors Gilt Index U2 Acc GBP^	1.12	0.82	-5.44	-7.31	9.53	12.25
Quilter Investors Global Equity Absolute Return U2 Acc GBP	1.05	7.92	16.25	17.74	-6.98	4.44
Quilter Investors Global Equity Value U2 Acc GBP^	2.69	4.99	7.75	15.13	29.65	67.81
Quilter Investors Investment Grade Corporate Bond U2 Acc GBP^	0.45	0.99	-1.34	2.63	13.50	21.61
Quilter Investors Japanese Equity U2 Acc GBP^	5.38	0.74	3.14	12.41	7.04	63.04
Quilter Investors Natural Resources Equity U2 Acc GBP^	-0.89	6.44	10.48	34.02	17.05	92.44
Quilter Investors North American Equity U2 Acc GBP	2.16	5.79	13.47	26.12	40.05	122.87
Quilter Investors Precious Metals Equity U2 Acc GBP^	-2.18	6.95	-3.76	0.73	52.43	34.87
Quilter Investors Sterling Diversified Bond U2 Acc GBP^	0.72	1.45	-0.36	4.49	19.43	22.37
Quilter Investors UK Equity Growth U2 Acc GBP^	3.57	6.28	8.47	15.70	8.72	50.05
Quilter Investors UK Equity Income U2 Acc GBP^	1.47	5.41	15.27	33.76	8.64	43.67
Quilter Investors UK Equity Large-Cap Income U2 Acc GBP^	0.67	5.15	10.62	23.57	7.24	42.05
Quilter Investors UK Equity Opportunities U2 Acc GBP^	2.74	7.68	17.00	41.24	18.95	51.70
Quilter Investors UK Equity U2 Acc GBP^	2.35	6.32	12.20	23.10	7.39	54.73
Quilter Investors US Equity Growth U2 Acc GBP	4.79	3.58	7.48	30.89	85.36	-
Quilter Investors US Equity Income U2 Acc GBP	0.70	6.14	19.32	29.70	29.05	-
Quilter Investors US Equity Small/Mid-Cap U2 Acc GBP^	0.71	1.47	15.12	29.79	35.42	89.43

Discrete performance

	31/05/2020	31/05/2019	31/05/2018	31/05/2017	31/05/2016
	31/05/2021	31/05/2020	31/05/2019	31/05/2018	31/05/2017
Allianz Fixed Income Macro E Acc GBP	3.19	8.31	-	-	-
BlackRock Cash OS Acc	-0.04	0.48	0.50	-	-
Cash	0.00	0.00	0.00	0.00	0.00
Pimco GIS Dynamic Bond Inst Hedged GBP	7.49	-0.48	1.63	1.24	5.94
Quilter Investors Absolute Return Bond U2 Acc GBP	2.07	0.20	-	-	-
Quilter Investors Asia Pacific (ex Japan) Equity U2 Acc GBP^	46.56	5.73	2.44	8.70	40.13
Quilter Investors Asia Pacific (ex Japan) Large-Cap Equity U2 Acc GBP^	40.23	-4.20	-3.84	8.61	55.00
Quilter Investors Asia Pacific U2 Acc GBP	40.16	0.79	-10.55	20.97	52.68
Quilter Investors China Equity U2 Acc GBP^	22.20	10.02	-13.68	26.92	48.57
Quilter Investors Corporate Bond U2 Acc GBP^	5.04	9.93	4.87	0.39	10.36
Quilter Investors Diversified Bond U2 Acc GBP^	11.38	7.72	5.43	-1.48	9.27
Quilter Investors Emerging Markets Equity Growth U2 Acc GBP^	37.01	4.27	5.77	9.38	48.19
Quilter Investors Emerging Markets Equity Income U2 Acc GBP	34.66	-7.63	-	-	-
Quilter Investors Emerging Markets Equity U2 Acc GBP^	39.34	-6.44	-2.72	9.66	41.74

Discrete performance

	31/05/2020	31/05/2019	31/05/2018	31/05/2017	31/05/2016
	31/05/2021	31/05/2020	31/05/2019	31/05/2018	31/05/2017
Quilter Investors Europe (ex UK) Equity Growth U2 Acc GBP^	29.53	16.67	2.82	2.77	31.03
Quilter Investors Europe (ex UK) Equity Income U2 Acc GBP	40.94	-16.67	-10.39	2.74	-
Quilter Investors Europe (ex UK) Equity U2 Acc GBP^	26.17	8.34	-0.42	-0.41	33.49
Quilter Investors Gilt Index U2 Acc GBP^	-7.96	12.47	4.73	-0.32	7.19
Quilter Investors Global Equity Absolute Return U2 Acc GBP	18.72	-12.47	-10.54	10.06	2.55
Quilter Investors Global Equity Value U2 Acc GBP^	15.51	-0.78	12.30	0.53	28.25
Quilter Investors Investment Grade Corporate Bond U2 Acc GBP^	3.68	6.15	3.17	0.52	6.81
Quilter Investors Japanese Equity U2 Acc GBP^	8.41	6.76	-8.48	11.22	34.16
Quilter Investors Natural Resources Equity U2 Acc GBP^	39.56	-1.14	-13.13	22.47	40.04
Quilter Investors North American Equity U2 Acc GBP	26.43	8.82	2.86	13.45	38.50
Quilter Investors Precious Metals Equity U2 Acc GBP^	-0.06	60.05	-0.09	-12.96	19.24
Quilter Investors Sterling Diversified Bond U2 Acc GBP^	5.55	7.34	4.97	-0.60	3.89
Quilter Investors UK Equity Growth U2 Acc GBP^	16.23	-6.57	-0.84	4.07	27.30
Quilter Investors UK Equity Income U2 Acc GBP^	37.08	-14.04	-7.20	6.08	17.21
Quilter Investors UK Equity Large-Cap Income U2 Acc GBP^	25.94	-9.26	-5.73	7.13	18.01
Quilter Investors UK Equity Opportunities U2 Acc GBP^	43.52	-6.09	-11.14	3.68	15.01
Quilter Investors UK Equity U2 Acc GBP^	24.03	-9.26	-3.77	8.76	23.52
Quilter Investors US Equity Growth U2 Acc GBP	30.80	30.14	10.13	-	-
Quilter Investors US Equity Income U2 Acc GBP	30.34	-5.96	-	-	-
Quilter Investors US Equity Small/Mid-Cap U2 Acc GBP^	29.06	0.34	5.06	5.85	31.93

Changes to portfolio from 17/06/2016 - 17/06/2021

Where a change has been made to a portfolio, all funds in the portfolio are restated with their corresponding allocation on each occasion.

Date of rebalance		% of portfolio
04/06/2021	Active Managed Portfolio 6	
	Allianz Fixed Income Macro E Acc GBP	2.76
	BlackRock Cash OS Acc	7.00
	Pimco GIS Dynamic Bond Inst Hedged GBP	6.90
	Quilter Investors Absolute Return Bond U2 Acc GBP	7.92
	Quilter Investors Asia Pacific (ex Japan) Equity U2 Acc GBP	2.97
	Quilter Investors Asia Pacific (ex Japan) Large-Cap Equity U2 Acc GBP	2.97
	Quilter Investors Asia Pacific U2 Acc GBP	0.66
	Quilter Investors China Equity U2 Acc GBP	0.98
	Quilter Investors Corporate Bond U2 Acc GBP	2.37
	Quilter Investors Diversified Bond U2 Acc GBP	1.53
	Quilter Investors Emerging Markets Equity Growth U2 Acc GBP	1.61
	Quilter Investors Emerging Markets Equity Income U2 Acc GBP	1.73
	Quilter Investors Emerging Markets Equity U2 Acc GBP	1.44
	Quilter Investors Europe (ex UK) Equity Growth U2 Acc GBP	1.92
	Quilter Investors Europe (ex UK) Equity Income U2 Acc GBP	1.76
	Quilter Investors Europe (ex UK) Equity U2 Acc GBP	2.72
	Quilter Investors Gilt Index U2 Acc GBP	3.90
	Quilter Investors Global Equity Absolute Return U2 Acc GBP	4.67
	Quilter Investors Global Equity Value U2 Acc GBP	3.60
	Quilter Investors Investment Grade Corporate Bond U2 Acc GBP	1.56
	Quilter Investors Japanese Equity U2 Acc GBP	3.08
	Quilter Investors Natural Resources Equity U2 Acc GBP	0.88
	Quilter Investors North American Equity U2 Acc GBP	3.66
	Quilter Investors Precious Metals Equity U2 Acc GBP	3.22
	Quilter Investors Sterling Diversified Bond U2 Acc GBP	2.64
	Quilter Investors UK Equity Growth U2 Acc GBP	3.77
	Quilter Investors UK Equity Income U2 Acc GBP	1.45
	Quilter Investors UK Equity Large-Cap Income U2 Acc GBP	5.51
	Quilter Investors UK Equity Opportunities U2 Acc GBP	4.44
	Quilter Investors UK Equity U2 Acc GBP	4.15
	Quilter Investors US Equity Growth U2 Acc GBP	1.43
	Quilter Investors US Equity Income U2 Acc GBP	3.41
	Quilter Investors US Equity Small/Mid-Cap U2 Acc GBP	1.39
	Active Managed Portfolio 6 Total	100.00
01/03/2021	Active Managed Portfolio 6	
	Allianz Fixed Income Macro E Acc GBP	2.89
	BlackRock Cash OS Acc	7.00
	Pimco GIS Dynamic Bond Inst Hedged GBP	6.45
	Quilter Investors Absolute Return Bond U2 Acc GBP	8.22
	Quilter Investors Asia Pacific (ex Japan) Equity U2 Acc GBP	2.90
	Quilter Investors Asia Pacific (ex Japan) Large-Cap Equity U2 Acc GBP	2.90
	Quilter Investors Asia Pacific U2 Acc GBP	0.65
	Quilter Investors China Equity U2 Acc GBP	1.07
	Quilter Investors Corporate Bond U2 Acc GBP	2.53
	Quilter Investors Diversified Bond U2 Acc GBP	1.29
	Quilter Investors Emerging Markets Equity Growth U2 Acc GBP	1.77

Changes to portfolio from 17/06/2016 - 17/06/2021

Date of rebalance		% of portfolio
01/03/2021	Active Managed Portfolio 6	
	Quilter Investors Emerging Markets Equity Income U2 Acc GBP	1.89
	Quilter Investors Emerging Markets Equity U2 Acc GBP	1.58
	Quilter Investors Europe (ex UK) Equity Growth U2 Acc GBP	1.86
	Quilter Investors Europe (ex UK) Equity Income U2 Acc GBP	1.71
	Quilter Investors Europe (ex UK) Equity U2 Acc GBP	2.64
	Quilter Investors Gilt Index U2 Acc GBP	3.82
	Quilter Investors Global Equity Absolute Return U2 Acc GBP	4.67
	Quilter Investors Global Equity Value U2 Acc GBP	3.82
	Quilter Investors Investment Grade Corporate Bond U2 Acc GBP	1.53
	Quilter Investors Japanese Equity U2 Acc GBP	3.02
	Quilter Investors Natural Resources Equity U2 Acc GBP	0.88
	Quilter Investors North American Equity U2 Acc GBP	3.49
	Quilter Investors Precious Metals Equity U2 Acc GBP	3.20
	Quilter Investors Sterling Diversified Bond U2 Acc GBP	2.59
	Quilter Investors UK Equity Growth U2 Acc GBP	3.84
	Quilter Investors UK Equity Income U2 Acc GBP	1.48
	Quilter Investors UK Equity Large-Cap Income U2 Acc GBP	5.61
	Quilter Investors UK Equity Opportunities U2 Acc GBP	4.53
	Quilter Investors UK Equity U2 Acc GBP	4.23
	Quilter Investors US Equity Growth U2 Acc GBP	1.37
	Quilter Investors US Equity Income U2 Acc GBP	3.25
	Quilter Investors US Equity Small/Mid-Cap U2 Acc GBP	1.32
	Active Managed Portfolio 6 Total	100.00
05/02/2021	Active Managed Portfolio 6	
	Allianz Fixed Income Macro E Acc GBP	1.32
	BlackRock Cash OS Acc	7.15
	Pimco GIS Dynamic Bond Inst Hedged GBP	6.49
	Quilter Investors Absolute Return Bond U2 Acc GBP	8.26
	Quilter Investors Asia Pacific (ex Japan) Equity U2 Acc GBP	3.27
	Quilter Investors Asia Pacific (ex Japan) Large-Cap Equity U2 Acc GBP	2.93
	Quilter Investors Asia Pacific U2 Acc GBP	0.61
	Quilter Investors China Equity U2 Acc GBP	1.10
	Quilter Investors Corporate Bond U2 Acc GBP	2.55
	Quilter Investors Diversified Bond U2 Acc GBP	1.28
	Quilter Investors Emerging Markets Equity Growth U2 Acc GBP	1.77
	Quilter Investors Emerging Markets Equity Income U2 Acc GBP	1.77
	Quilter Investors Emerging Markets Equity U2 Acc GBP	1.63
	Quilter Investors Europe (ex UK) Equity Growth U2 Acc GBP	1.99
	Quilter Investors Europe (ex UK) Equity Income U2 Acc GBP	1.50
	Quilter Investors Europe (ex UK) Equity U2 Acc GBP	2.85
	Quilter Investors Gilt Index U2 Acc GBP	3.88
	Quilter Investors Global Equity Absolute Return U2 Acc GBP	4.56
	Quilter Investors Global Equity Value U2 Acc GBP	4.08
	Quilter Investors Investment Grade Corporate Bond U2 Acc GBP	1.63
	Quilter Investors Japanese Equity U2 Acc GBP	3.68
	Quilter Investors Natural Resources Equity U2 Acc GBP	0.80
	Quilter Investors North American Equity U2 Acc GBP	3.58
	Quilter Investors Precious Metals Equity U2 Acc GBP	3.52

Changes to portfolio from 17/06/2016 - 17/06/2021

Date of rebalance		% of portfolio
05/02/2021	Active Managed Portfolio 6	
	Quilter Investors Sterling Diversified Bond U2 Acc GBP	2.64
	Quilter Investors UK Equity Growth U2 Acc GBP	3.90
	Quilter Investors UK Equity Income U2 Acc GBP	1.50
	Quilter Investors UK Equity Large-Cap Income U2 Acc GBP	5.58
	Quilter Investors UK Equity Opportunities U2 Acc GBP	4.59
	Quilter Investors UK Equity U2 Acc GBP	4.22
	Quilter Investors US Equity Growth U2 Acc GBP	1.34
	Quilter Investors US Equity Income U2 Acc GBP	2.73
	Quilter Investors US Equity Small/Mid-Cap U2 Acc GBP	1.30
	Active Managed Portfolio 6 Total	100.00
03/12/2020	Active Managed Portfolio 6	
	Allianz Fixed Income Macro E Acc GBP	1.32
	BlackRock Cash OS Acc	7.15
	Pimco GIS Dynamic Bond Inst Hedged GBP	6.49
	Quilter Investors Absolute Return Bond U2 Acc GBP	8.26
	Quilter Investors Asia Pacific (ex Japan) Equity U2 Acc GBP	3.27
	Quilter Investors Asia Pacific (ex Japan) Large-Cap Equity U2 Acc GBP	2.93
	Quilter Investors Asia Pacific U2 Acc GBP	0.61
	Quilter Investors China Equity U2 Acc GBP	1.10
	Quilter Investors Corporate Bond U2 Acc GBP	2.55
	Quilter Investors Diversified Bond U2 Acc GBP	1.28
	Quilter Investors Emerging Markets Equity Growth U2 Acc GBP	1.77
	Quilter Investors Emerging Markets Equity Income U2 Acc GBP	1.77
	Quilter Investors Emerging Markets Equity U2 Acc GBP	1.63
	Quilter Investors Europe (ex UK) Equity Growth U2 Acc GBP	1.50
	Quilter Investors Europe (ex UK) Equity Income U2 Acc GBP	1.50
	Quilter Investors Europe (ex UK) Equity U2 Acc GBP	2.85
	Quilter Investors Europe (ex UK) Small/Mid-Cap Equity U2 Acc GBP	0.49
	Quilter Investors Gilt Index U2 Acc GBP	3.88
	Quilter Investors Global Equity Absolute Return U2 Acc GBP	4.56
	Quilter Investors Global Equity Value U2 Acc GBP	4.08
	Quilter Investors Investment Grade Corporate Bond U2 Acc GBP	1.63
	Quilter Investors Japanese Equity U2 Acc GBP	3.68
	Quilter Investors Natural Resources Equity U2 Acc GBP	0.80
	Quilter Investors North American Equity U2 Acc GBP	3.58
	Quilter Investors Precious Metals Equity U2 Acc GBP	3.52
	Quilter Investors Sterling Diversified Bond U2 Acc GBP	2.64
	Quilter Investors UK Equity Growth U2 Acc GBP	3.90
	Quilter Investors UK Equity Income U2 Acc GBP	1.50
	Quilter Investors UK Equity Large-Cap Income U2 Acc GBP	5.58
	Quilter Investors UK Equity Opportunities U2 Acc GBP	4.59
	Quilter Investors UK Equity U2 Acc GBP	4.22
	Quilter Investors US Equity Growth U2 Acc GBP	1.34
	Quilter Investors US Equity Income U2 Acc GBP	2.73
	Quilter Investors US Equity Small/Mid-Cap U2 Acc GBP	1.30
	Active Managed Portfolio 6 Total	100.00

Changes to portfolio from 17/06/2016 - 17/06/2021

Date of rebalance		% of portfolio
01/09/2020	Active Managed Portfolio 6	
	BlackRock Cash OS Acc	7.66
	Pimco GIS Dynamic Bond Inst Hedged GBP	6.74
	Quilter Investors Absolute Return Bond U2 Acc GBP	8.43
	Quilter Investors Asia Pacific (ex Japan) Equity U2 Acc GBP	3.53
	Quilter Investors Asia Pacific (ex Japan) Large-Cap Equity U2 Acc GBP	3.16
	Quilter Investors Asia Pacific U2 Acc GBP	0.66
	Quilter Investors China Equity U2 Acc GBP	1.16
	Quilter Investors Corporate Bond U2 Acc GBP	2.61
	Quilter Investors Diversified Bond U2 Acc GBP	1.31
	Quilter Investors Emerging Markets Equity Growth U2 Acc GBP	1.88
	Quilter Investors Emerging Markets Equity Income U2 Acc GBP	1.88
	Quilter Investors Emerging Markets Equity U2 Acc GBP	1.73
	Quilter Investors Europe (ex UK) Equity Growth U2 Acc GBP	1.33
	Quilter Investors Europe (ex UK) Equity Income U2 Acc GBP	1.29
	Quilter Investors Europe (ex UK) Equity U2 Acc GBP	2.52
	Quilter Investors Europe (ex UK) Small/Mid-Cap Equity U2 Acc GBP	0.46
	Quilter Investors Gilt Index U2 Acc GBP	3.97
	Quilter Investors Global Equity Absolute Return U2 Acc GBP	4.62
	Quilter Investors Global Equity Value U2 Acc GBP	4.59
	Quilter Investors Investment Grade Corporate Bond U2 Acc GBP	1.67
	Quilter Investors Japanese Equity U2 Acc GBP	3.68
	Quilter Investors Natural Resources Equity U2 Acc GBP	0.80
	Quilter Investors North American Equity U2 Acc GBP	3.40
	Quilter Investors Precious Metals Equity U2 Acc GBP	4.39
	Quilter Investors Sterling Diversified Bond U2 Acc GBP	2.70
	Quilter Investors UK Equity Growth U2 Acc GBP	3.93
	Quilter Investors UK Equity Income U2 Acc GBP	1.37
	Quilter Investors UK Equity Large-Cap Income U2 Acc GBP	5.32
	Quilter Investors UK Equity Opportunities U2 Acc GBP	4.12
	Quilter Investors UK Equity U2 Acc GBP	3.99
	Quilter Investors US Equity Growth U2 Acc GBP	1.28
	Quilter Investors US Equity Income U2 Acc GBP	2.59
	Quilter Investors US Equity Small/Mid-Cap U2 Acc GBP	1.23
	Active Managed Portfolio 6 Total	100.00
04/06/2020	Active Managed Portfolio 6	
	BlackRock Cash OS Acc	8.15
	Pimco GIS Dynamic Bond Inst Hedged GBP	5.62
	Quilter Investors Absolute Return Bond U2 Acc GBP	7.16
	Quilter Investors Asia Pacific (ex Japan) Equity U2 Acc GBP	3.92
	Quilter Investors Asia Pacific (ex Japan) Large-Cap Equity U2 Acc GBP	3.52
	Quilter Investors Asia Pacific U2 Acc GBP	0.74
	Quilter Investors China Equity U2 Acc GBP	1.16
	Quilter Investors Corporate Bond U2 Acc GBP	2.58
	Quilter Investors Diversified Bond U2 Acc GBP	1.29
	Quilter Investors Emerging Markets Equity Growth U2 Acc GBP	1.88
	Quilter Investors Emerging Markets Equity Income U2 Acc GBP	1.88
	Quilter Investors Emerging Markets Equity U2 Acc GBP	1.73

Changes to portfolio from 17/06/2016 - 17/06/2021

Date of rebalance		% of portfolio
04/06/2020	Active Managed Portfolio 6	
	Quilter Investors Europe (ex UK) Equity Growth U2 Acc GBP	1.25
	Quilter Investors Europe (ex UK) Equity Income U2 Acc GBP	1.25
	Quilter Investors Europe (ex UK) Equity U2 Acc GBP	2.45
	Quilter Investors Europe (ex UK) Small/Mid-Cap Equity U2 Acc GBP	0.49
	Quilter Investors Gilt Index U2 Acc GBP	4.05
	Quilter Investors Global Equity Absolute Return U2 Acc GBP	4.65
	Quilter Investors Global Equity Value U2 Acc GBP	5.02
	Quilter Investors Investment Grade Corporate Bond U2 Acc GBP	1.66
	Quilter Investors Japanese Equity U2 Acc GBP	4.03
	Quilter Investors Natural Resources Equity U2 Acc GBP	0.84
	Quilter Investors North American Equity U2 Acc GBP	3.71
	Quilter Investors Precious Metals Equity U2 Acc GBP	3.99
	Quilter Investors Sterling Diversified Bond U2 Acc GBP	2.70
	Quilter Investors UK Equity Growth U2 Acc GBP	3.74
	Quilter Investors UK Equity Income U2 Acc GBP	1.50
	Quilter Investors UK Equity Large-Cap Income U2 Acc GBP	5.24
	Quilter Investors UK Equity Opportunities U2 Acc GBP	4.12
	Quilter Investors UK Equity U2 Acc GBP	4.12
	Quilter Investors US Equity Growth U2 Acc GBP	1.39
	Quilter Investors US Equity Income U2 Acc GBP	2.78
	Quilter Investors US Equity Small/Mid-Cap U2 Acc GBP	1.39
	Active Managed Portfolio 6 Total	100.00
05/03/2020	Active Managed Portfolio 6	
	BlackRock Cash OS Acc	9.08
	Janus Henderson UK Property PAIF Feeder U2 Acc	2.37
	Pimco GIS Dynamic Bond Inst Hedged GBP	5.45
	Quilter Investors Absolute Return Bond U2 Acc GBP	6.57
	Quilter Investors Asia Pacific (ex Japan) Equity U2 Acc GBP	3.69
	Quilter Investors Asia Pacific (ex Japan) Large-Cap Equity U2 Acc GBP	3.58
	Quilter Investors Asia Pacific U2 Acc GBP	0.73
	Quilter Investors China Equity U2 Acc GBP	1.17
	Quilter Investors Corporate Bond U2 Acc GBP	2.17
	Quilter Investors Diversified Bond U2 Acc GBP	1.51
	Quilter Investors Emerging Markets Equity Growth U2 Acc GBP	1.82
	Quilter Investors Emerging Markets Equity Income U2 Acc GBP	1.73
	Quilter Investors Emerging Markets Equity U2 Acc GBP	1.74
	Quilter Investors Europe (ex UK) Equity Growth U2 Acc GBP	1.10
	Quilter Investors Europe (ex UK) Equity Income U2 Acc GBP	0.96
	Quilter Investors Europe (ex UK) Equity U2 Acc GBP	2.15
	Quilter Investors Europe (ex UK) Small/Mid-Cap Equity U2 Acc GBP	0.47
	Quilter Investors Gilt Index U2 Acc GBP	3.64
	Quilter Investors Global Equity Absolute Return U2 Acc GBP	5.24
	Quilter Investors Global Equity Value U2 Acc GBP	5.47
	Quilter Investors Investment Grade Corporate Bond U2 Acc GBP	1.86
	Quilter Investors Japanese Equity U2 Acc GBP	3.74
	Quilter Investors Natural Resources Equity U2 Acc GBP	0.88
	Quilter Investors North American Equity U2 Acc GBP	3.56
	Quilter Investors Precious Metals Equity U2 Acc GBP	3.88

Changes to portfolio from 17/06/2016 - 17/06/2021

Date of rebalance		% of portfolio
05/03/2020	Active Managed Portfolio 6	
	Quilter Investors Sterling Diversified Bond U2 Acc GBP	2.00
	Quilter Investors UK Equity Growth U2 Acc GBP	3.73
	Quilter Investors UK Equity Income U2 Acc GBP	1.76
	Quilter Investors UK Equity Large-Cap Income U2 Acc GBP	5.14
	Quilter Investors UK Equity Opportunities U2 Acc GBP	3.96
	Quilter Investors UK Equity U2 Acc GBP	3.63
	Quilter Investors US Equity Growth U2 Acc GBP	1.45
	Quilter Investors US Equity Income U2 Acc GBP	2.49
	Quilter Investors US Equity Small/Mid-Cap U2 Acc GBP	1.28
	Active Managed Portfolio 6 Total	100.00
24/02/2020	Active Managed Portfolio 6	
	BlackRock Cash OS Acc	8.91
	Janus Henderson UK Property PAIF Feeder U2 Acc	2.31
	Pimco GIS Dynamic Bond Inst Hedged GBP	5.34
	Quilter Investors Absolute Return Bond U2 Acc GBP	6.35
	Quilter Investors Asia Pacific (ex Japan) Equity U2 Acc GBP	3.60
	Quilter Investors Asia Pacific (ex Japan) Large-Cap Equity U2 Acc GBP	3.60
	Quilter Investors Asia Pacific U2 Acc GBP	0.72
	Quilter Investors China Equity U2 Acc GBP	1.12
	Quilter Investors Corporate Bond U2 Acc GBP	2.06
	Quilter Investors Diversified Bond U2 Acc GBP	1.45
	Quilter Investors Emerging Markets Equity Growth U2 Acc GBP	1.76
	Quilter Investors Emerging Markets Equity Income U2 Acc GBP	1.75
	Quilter Investors Emerging Markets Equity U2 Acc GBP	1.73
	Quilter Investors Europe (ex UK) Equity Growth U2 Acc GBP	1.07
	Quilter Investors Europe (ex UK) Equity Income U2 Acc GBP	1.07
	Quilter Investors Europe (ex UK) Equity U2 Acc GBP	2.15
	Quilter Investors Europe (ex UK) Small/Mid-Cap Equity U2 Acc GBP	0.48
	Quilter Investors Gilt Index U2 Acc GBP	3.41
	Quilter Investors Global Equity Absolute Return U2 Acc GBP	5.27
	Quilter Investors Global Equity Value U2 Acc GBP	5.48
	Quilter Investors Investment Grade Corporate Bond U2 Acc GBP	1.79
	Quilter Investors Japanese Equity U2 Acc GBP	4.00
	Quilter Investors Natural Resources Equity U2 Acc GBP	0.93
	Quilter Investors North American Equity U2 Acc GBP	3.48
	Quilter Investors Precious Metals Equity U2 Acc GBP	3.48
	Quilter Investors Sterling Diversified Bond U2 Acc GBP	1.91
	Quilter Investors UK Equity Growth U2 Acc GBP	3.91
	Quilter Investors UK Equity Income U2 Acc GBP	1.96
	Quilter Investors UK Equity Large-Cap Income U2 Acc GBP	5.48
	Quilter Investors UK Equity Opportunities U2 Acc GBP	4.30
	Quilter Investors UK Equity U2 Acc GBP	3.91
	Quilter Investors US Equity Growth U2 Acc GBP	1.31
	Quilter Investors US Equity Income U2 Acc GBP	2.60
	Quilter Investors US Equity Small/Mid-Cap U2 Acc GBP	1.30
	Active Managed Portfolio 6 Total	100.00

Changes to portfolio from 17/06/2016 - 17/06/2021

Date of rebalance		% of portfolio
13/12/2019	Active Managed Portfolio 6	
	BlackRock Cash OS Acc	8.92
	Janus Henderson UK Property PAIF Feeder U2 Acc	2.31
	Pimco GIS Dynamic Bond Inst Hedged GBP	5.34
	Quilter Investors Absolute Return Bond U2 Acc GBP	6.35
	Quilter Investors Asia Pacific (ex Japan) Equity U2 Acc GBP	3.60
	Quilter Investors Asia Pacific (ex Japan) Large-Cap Equity U2 Acc GBP	3.60
	Quilter Investors Asia Pacific U2 Acc GBP	0.72
	Quilter Investors China Equity U2 Acc GBP	1.12
	Quilter Investors Corporate Bond U2 Acc GBP	2.06
	Quilter Investors Diversified Bond U2 Acc GBP	1.45
	Quilter Investors Emerging Markets Equity Growth U2 Acc GBP	1.76
	Quilter Investors Emerging Markets Equity Income U2 Acc GBP	1.75
	Quilter Investors Emerging Markets Equity U2 Acc GBP	1.73
	Quilter Investors Europe (ex UK) Equity Growth U2 Acc GBP	1.07
	Quilter Investors Europe (ex UK) Equity Income U2 Acc GBP	1.07
	Quilter Investors Europe (ex UK) Equity U2 Acc GBP	2.15
	Quilter Investors Europe (ex UK) Small/Mid-Cap Equity U2 Acc GBP	0.48
	Quilter Investors Gilt Index U2 Acc GBP	3.41
	Quilter Investors Global Equity Absolute Return U2 Acc GBP	5.27
	Quilter Investors Global Equity Value U2 Acc GBP	5.48
	Quilter Investors Investment Grade Corporate Bond U2 Acc GBP	1.79
	Quilter Investors Japanese Equity U2 Acc GBP	4.00
	Quilter Investors Natural Resources Equity U2 Acc GBP	0.93
	Quilter Investors North American Equity U2 Acc GBP	3.48
	Quilter Investors Precious Metals Equity U2 Acc GBP	3.48
	Quilter Investors Sterling Diversified Bond U2 Acc GBP	1.91
	Quilter Investors UK Equity Growth U2 Acc GBP	3.91
	Quilter Investors UK Equity Income U2 Acc GBP	1.96
	Quilter Investors UK Equity Large-Cap Income U2 Acc GBP	5.48
	Quilter Investors UK Equity Opportunities U2 Acc GBP	4.30
	Quilter Investors UK Equity U2 Acc GBP	3.91
	Quilter Investors US Equity Growth U2 Acc GBP	1.31
	Quilter Investors US Equity Income U2 Acc GBP	2.60
	Quilter Investors US Equity Small/Mid-Cap U2 Acc GBP	1.30
	Active Managed Portfolio 6 Total	100.00

01/12/2019	Active Managed Portfolio 6	
	BlackRock Cash OS Acc	9.93
	Janus Henderson UK Property PAIF Feeder U2 Acc	2.31
	Pimco GIS Dynamic Bond Inst Hedged GBP	5.32
	Quilter Investors Absolute Return Bond U2 Acc GBP	6.33
	Quilter Investors Asia Pacific (ex Japan) Equity U2 Acc GBP	3.24
	Quilter Investors Asia Pacific (ex Japan) Large-Cap Equity U2 Acc GBP	3.28
	Quilter Investors Asia Pacific U2 Acc GBP	0.72
	Quilter Investors China Equity U2 Acc GBP	1.12
	Quilter Investors Corporate Bond U2 Acc GBP	2.06
	Quilter Investors Diversified Bond U2 Acc GBP	1.44
	Quilter Investors Emerging Markets Equity Growth U2 Acc GBP	1.76

Changes to portfolio from 17/06/2016 - 17/06/2021

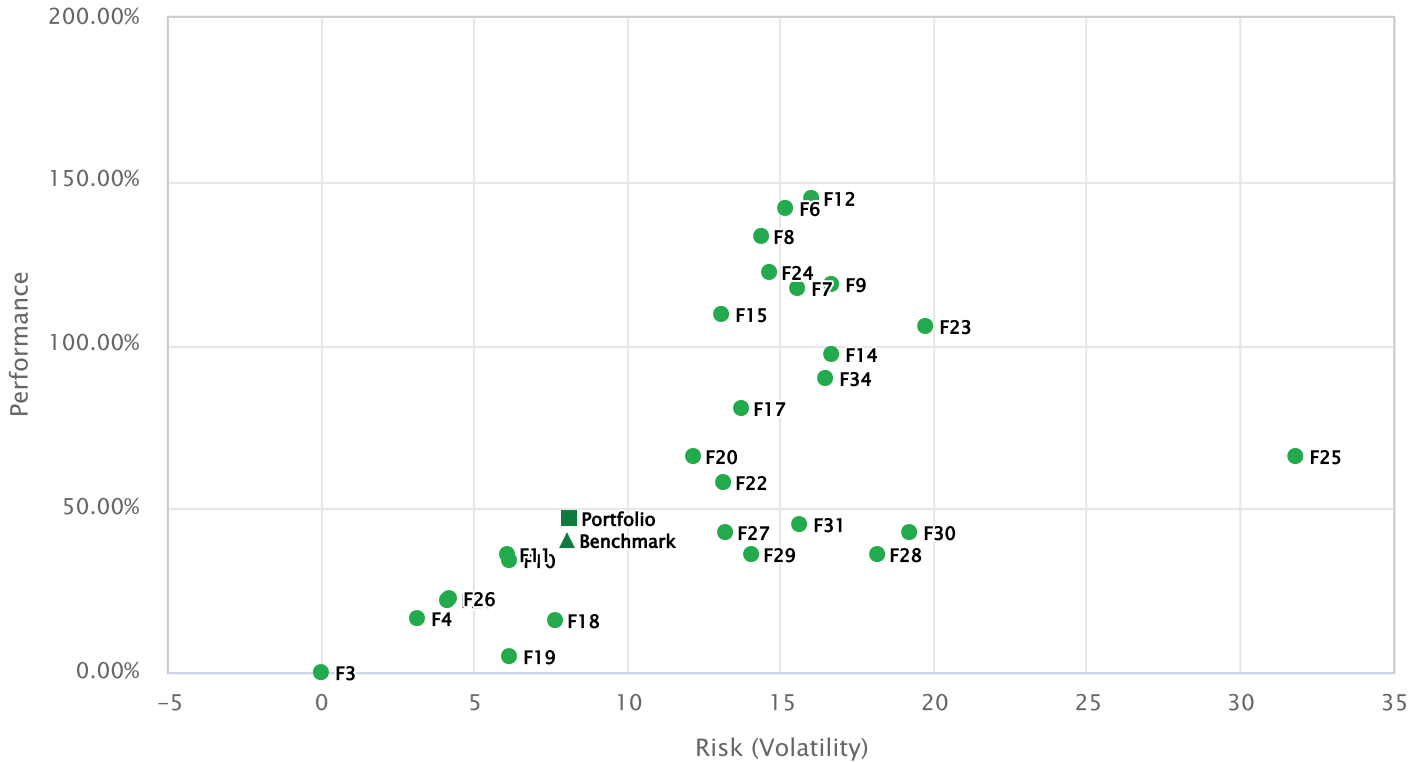
Date of rebalance	% of portfolio
01/12/2019	Active Managed Portfolio 6
	Quilter Investors Emerging Markets Equity Income U2 Acc GBP 1.74
	Quilter Investors Emerging Markets Equity U2 Acc GBP 1.72
	Quilter Investors Europe (ex UK) Equity Growth U2 Acc GBP 1.07
	Quilter Investors Europe (ex UK) Equity Income U2 Acc GBP 1.07
	Quilter Investors Europe (ex UK) Equity U2 Acc GBP 2.15
	Quilter Investors Europe (ex UK) Small/Mid-Cap Equity U2 Acc GBP 0.48
	Quilter Investors Gilt Index U2 Acc GBP 3.42
	Quilter Investors Global Equity Absolute Return U2 Acc GBP 5.25
	Quilter Investors Global Equity Value U2 Acc GBP 5.47
	Quilter Investors Investment Grade Corporate Bond U2 Acc GBP 1.79
	Quilter Investors Japanese Equity U2 Acc GBP 3.66
	Quilter Investors Natural Resources Equity U2 Acc GBP 0.93
	Quilter Investors North American Equity U2 Acc GBP 4.26
	Quilter Investors Precious Metals Equity U2 Acc GBP 3.52
	Quilter Investors Sterling Diversified Bond U2 Acc GBP 1.90
	Quilter Investors UK Equity Growth U2 Acc GBP 3.80
	Quilter Investors UK Equity Income U2 Acc GBP 1.79
	Quilter Investors UK Equity Large-Cap Income U2 Acc GBP 4.86
	Quilter Investors UK Equity Opportunities U2 Acc GBP 3.66
	Quilter Investors UK Equity U2 Acc GBP 3.49
	Quilter Investors US Equity Growth U2 Acc GBP 1.67
	Quilter Investors US Equity Income U2 Acc GBP 3.18
	Quilter Investors US Equity Small/Mid-Cap U2 Acc GBP 1.61
	Active Managed Portfolio 6 Total 100.00
18/09/2019	
21/06/2019	
01/03/2019	
07/12/2018	
16/10/2018	
06/09/2018	
06/07/2018	
05/07/2018	
28/06/2018	
21/06/2018	
08/06/2018	
31/05/2018	
13/04/2018	
28/02/2018	
30/11/2017	
29/08/2017	
21/08/2017	
07/06/2017	

Changes to portfolio from 17/06/2016 - 17/06/2021

Date of rebalance	% of portfolio
12/04/2017	
21/12/2016	
13/10/2016	
06/07/2016	
24/06/2016	

Risk/return chart from 31/05/2016 - 31/05/2021

The risk/return chart shows the performance of the current assets held in the portfolio and their volatility.



©Powered by data from FE fundinfo 2021

	Portfolio holdings	Performance%	Volatility(Risk)
F 1	Allianz Fixed Income Macro E Acc GBP	-	-
F 2	BlackRock Cash OS Acc	-	-
F 3	Cash	0.00	0.00
F 4	Pimco GIS Dynamic Bond Inst Hedged GBP	16.59	3.16
F 5	Quilter Investors Absolute Return Bond U2 Acc GBP	-	-
F 6	Quilter Investors Asia Pacific (ex Japan) Equity U2 Acc GBP	141.81	15.19
F 7	Quilter Investors Asia Pacific (ex Japan) Large-Cap Equity U2 Acc GBP	117.46	15.56
F 8	Quilter Investors Asia Pacific U2 Acc GBP	133.39	14.35
F 9	Quilter Investors China Equity U2 Acc GBP	118.82	16.69
F 10	Quilter Investors Corporate Bond U2 Acc GBP	34.17	6.15
F 11	Quilter Investors Diversified Bond U2 Acc GBP	36.18	6.05
F 12	Quilter Investors Emerging Markets Equity Growth U2 Acc GBP	144.95	16.01
F 13	Quilter Investors Emerging Markets Equity Income U2 Acc GBP	-	-
F 14	Quilter Investors Emerging Markets Equity U2 Acc GBP	97.13	16.68
F 15	Quilter Investors Europe (ex UK) Equity Growth U2 Acc GBP	109.25	13.10
F 16	Quilter Investors Europe (ex UK) Equity Income U2 Acc GBP	-	-
F 17	Quilter Investors Europe (ex UK) Equity U2 Acc GBP	80.96	13.72
F 18	Quilter Investors Gilt Index U2 Acc GBP	15.84	7.63
F 19	Quilter Investors Global Equity Absolute Return U2 Acc GBP	4.92	6.15
F 20	Quilter Investors Global Equity Value U2 Acc GBP	65.94	12.15
F 21	Quilter Investors Investment Grade Corporate Bond U2 Acc GBP	21.90	4.14
F 22	Quilter Investors Japanese Equity U2 Acc GBP	58.04	13.13

	Portfolio holdings	Performance%	Volatility(Risk)
●	F 23 Quilter Investors Natural Resources Equity U2 Acc GBP	105.54	19.77
●	F 24 Quilter Investors North American Equity U2 Acc GBP	122.36	14.61
●	F 25 Quilter Investors Precious Metals Equity U2 Acc GBP	65.88	31.86
●	F 26 Quilter Investors Sterling Diversified Bond U2 Acc GBP	22.81	4.20
●	F 27 Quilter Investors UK Equity Growth U2 Acc GBP	42.64	13.18
●	F 28 Quilter Investors UK Equity Income U2 Acc GBP	35.96	18.14
●	F 29 Quilter Investors UK Equity Large-Cap Income U2 Acc GBP	36.20	14.03
●	F 30 Quilter Investors UK Equity Opportunities U2 Acc GBP	42.83	19.22
●	F 31 Quilter Investors UK Equity U2 Acc GBP	45.50	15.63
●	F 32 Quilter Investors US Equity Growth U2 Acc GBP	-	-
●	F 33 Quilter Investors US Equity Income U2 Acc GBP	-	-
●	F 34 Quilter Investors US Equity Small/Mid-Cap U2 Acc GBP	90.00	16.50
■	Total portfolio Total	47.34	8.10
▲	Weighted Sector Average	40.21	8.03

Ratios from 31/05/2018 - 31/05/2021

This table shows key performance ratios for your current holdings over the period shown. Funds/assets use the fund/asset's industry sector as the benchmark. Portfolios use the benchmark selected for this report.

Investments	Alpha	Beta	Sharpe	R2	Volatility
Allianz Fixed Income Macro E Acc GBP	-	-	-	-	-
BlackRock Cash OS Acc	0.14	0.60	0.00	0.28	0.12
Pimco GIS Dynamic Bond Inst Hedged GBP	-0.07	0.71	0.00	0.73	3.87
Quilter Investors Absolute Return Bond U2 Acc GBP	-	-	-	-	-
Quilter Investors Asia Pacific (ex Japan) Equity U2 Acc GBP	6.40	1.11	0.78	0.91	16.78
Quilter Investors Asia Pacific (ex Japan) Large-Cap Equity U2 Acc GBP	-0.70	1.10	0.33	0.95	16.28
Quilter Investors Asia Pacific U2 Acc GBP	-0.58	0.99	0.31	0.94	14.73
Quilter Investors China Equity U2 Acc GBP	-4.41	1.08	0.09	0.97	17.89
Quilter Investors Corporate Bond U2 Acc GBP	1.80	1.05	0.49	0.97	6.34
Quilter Investors Diversified Bond U2 Acc GBP	2.31	1.23	0.66	0.94	7.07
Quilter Investors Emerging Markets Equity Growth U2 Acc GBP	6.59	1.00	0.67	0.89	16.81
Quilter Investors Emerging Markets Equity Income U2 Acc GBP	-	-	-	-	-
Quilter Investors Emerging Markets Equity U2 Acc GBP	-0.43	1.15	0.26	0.95	18.55
Quilter Investors Europe (ex UK) Equity Growth U2 Acc GBP	8.08	0.87	0.81	0.87	15.30
Quilter Investors Europe (ex UK) Equity Income U2 Acc GBP	-7.60	1.29	0.00	0.89	22.46
Quilter Investors Europe (ex UK) Equity U2 Acc GBP	2.60	0.96	0.46	0.98	16.01
Quilter Investors Gilt Index U2 Acc GBP	0.06	1.03	0.00	0.99	7.31
Quilter Investors Global Equity Absolute Return U2 Acc GBP	-2.35	0.08	0.00	0.00	7.08
Quilter Investors Global Equity Value U2 Acc GBP	1.36	0.90	0.39	0.91	13.55
Quilter Investors Investment Grade Corporate Bond U2 Acc GBP	0.91	0.75	0.18	0.96	4.55
Quilter Investors Japanese Equity U2 Acc GBP	-1.70	0.92	0.00	0.96	13.61
Quilter Investors Natural Resources Equity U2 Acc GBP	-1.79	1.49	0.13	0.81	20.71
Quilter Investors North American Equity U2 Acc GBP	-1.99	1.03	0.53	0.95	16.56
Quilter Investors Precious Metals Equity U2 Acc GBP	11.50	1.42	0.42	0.30	32.30
Quilter Investors Sterling Diversified Bond U2 Acc GBP	2.05	0.82	0.52	0.92	4.74
Quilter Investors UK Equity Growth U2 Acc GBP	-0.28	0.78	0.00	0.86	15.47
Quilter Investors UK Equity Income U2 Acc GBP	1.42	1.20	0.00	0.97	22.54
Quilter Investors UK Equity Large-Cap Income U2 Acc GBP	0.83	0.91	0.00	0.97	17.11
Quilter Investors UK Equity Opportunities U2 Acc GBP	2.43	1.25	0.11	0.96	23.58
Quilter Investors UK Equity U2 Acc GBP	-0.68	0.98	0.00	0.98	18.31
Quilter Investors US Equity Growth U2 Acc GBP	7.14	1.09	1.06	0.84	18.69
Quilter Investors US Equity Income U2 Acc GBP	-	-	-	-	-
Quilter Investors US Equity Small/Mid-Cap U2 Acc GBP	-4.91	1.19	0.37	0.89	19.83
Portfolio	1.13	0.99	0.28	0.98	9.57

Fund ratings as at 17/06/2021

Details of the rating agencies included below are available at the end of this document. These ratings apply only to the current assets held in the portfolio.

Investments	Morningstar Analyst Rating	FE fundinfo Crown Rating	Citywire Rating	Raynor Spencer Mills Rating	Alpha Manager Rating
Allianz Fixed Income Macro E Acc GBP	-	-	-	-	-
BlackRock Cash OS Acc	-	★★★★	-	-	-
Pimco GIS Dynamic Bond Inst Hedged GBP	-	★★★★	-	-	-
Quilter Investors Absolute Return Bond U2 Acc GBP	-	-	-	-	-
Quilter Investors Asia Pacific (ex Japan) Equity U2 Acc GBP	-	★★★★	-	-	-
Quilter Investors Asia Pacific (ex Japan) Large-Cap Equity U2 Acc GBP	-	★★★★	-	-	-
Quilter Investors Asia Pacific U2 Acc GBP	-	★★★★	-	-	-
Quilter Investors China Equity U2 Acc GBP	-	★★★★	-	-	-
Quilter Investors Corporate Bond U2 Acc GBP	-	★★★★	-	-	-
Quilter Investors Diversified Bond U2 Acc GBP	-	★★★★	-	-	-
Quilter Investors Emerging Markets Equity Growth U2 Acc GBP	-	★★★★	-	-	-
Quilter Investors Emerging Markets Equity Income U2 Acc GBP	-	-	-	-	-
Quilter Investors Emerging Markets Equity U2 Acc GBP	-	★★★★	-	-	-
Quilter Investors Europe (ex UK) Equity Growth U2 Acc GBP	-	★★★★	-	-	-
Quilter Investors Europe (ex UK) Equity Income U2 Acc GBP	-	★★★★	-	-	-
Quilter Investors Europe (ex UK) Equity U2 Acc GBP	-	★★★★	-	-	-
Quilter Investors Gilt Index U2 Acc GBP	-	-	-	-	-
Quilter Investors Global Equity Absolute Return U2 Acc GBP	-	★★★★	-	-	-
Quilter Investors Global Equity Value U2 Acc GBP	-	★★★★	-	-	-
Quilter Investors Investment Grade Corporate Bond U2 Acc GBP	-	★★★★	-	-	-
Quilter Investors Japanese Equity U2 Acc GBP	-	★★★★	-	-	-
Quilter Investors Natural Resources Equity U2 Acc GBP	-	★★★★	-	-	-
Quilter Investors North American Equity U2 Acc GBP	-	★★★★	-	-	-
Quilter Investors Precious Metals Equity U2 Acc GBP	-	★★★★	-	-	-
Quilter Investors Sterling Diversified Bond U2 Acc GBP	-	★★★★	-	-	-
Quilter Investors UK Equity Growth U2 Acc GBP	-	★★★★	-	-	-
Quilter Investors UK Equity Income U2 Acc GBP	-	★★★★	-	-	-
Quilter Investors UK Equity Large-Cap Income U2 Acc GBP	-	★★★★	-	-	-
Quilter Investors UK Equity Opportunities U2 Acc GBP	-	★★★★	-	-	-
Quilter Investors UK Equity U2 Acc GBP	-	★★★★	-	-	-
Quilter Investors US Equity Growth U2 Acc GBP	-	★★★★	-	-	-

Uscan Report
EXAMPLE HISTORIC MODEL PORTFOLIO REPORT



Report Generated: 18/06/2021

Fund ratings as at 17/06/2021

Investments	Morningstar Analyst Rating	FE fundinfo Crown Rating	Citywire Rating	Raynor Spencer Mills Rating	Alpha Manager Rating
Quilter Investors US Equity Income U2 Acc GBP	-	-	-	-	-
Quilter Investors US Equity Small/Mid-Cap U2 Acc GBP	-		-	-	-

Uscan Report

EXAMPLE HISTORIC MODEL PORTFOLIO REPORT



Report Generated: 18/06/2021

Other fund information as at 17/06/2021

This information applies only to the current assets held in the portfolio.

Investments	Launch date	Fund size (£M)	Industry Sector	Fund Manager Start Date	Fund Manager
Allianz Fixed Income Macro E Acc GBP	18/07/2018	£461.56	IA Targeted Absolute Return	18/07/2018 18/07/2018	Kacper Brzezniak Mike Riddell
BlackRock Cash OS Acc	15/06/2017	£1,872.85	IA Short Term Money Market	01/02/2018	Matt Clay
Pimco GIS Dynamic Bond Inst Hedged GBP	15/12/2009	£3,739.40	IA Specialist	26/09/2014 26/09/2014 16/01/2015	Daniel J. Ivascyn Mohsen Fahmi Marc Seidner
Quilter Investors Absolute Return Bond U2 Acc GBP	07/12/2018	£727.73	IA Targeted Absolute Return	01/06/2018	Henderson Global Investors Limited
Quilter Investors Asia Pacific (ex Japan) Equity U2 Acc GBP	17/07/2013	£254.35	IA Asia Pacific Excluding Japan	20/09/2018	FIL Pensions Management
Quilter Investors Asia Pacific (ex Japan) Large-Cap Equity U2 Acc GBP	10/07/2013	£258.02	IA Asia Pacific Excluding Japan	10/07/2013	Invesco Asset Management Limited
Quilter Investors Asia Pacific U2 Acc GBP	17/11/1999	£52.93	IA Asia Pacific Excluding Japan	31/05/2018	Merian Global Investors (UK)Ltd
Quilter Investors China Equity U2 Acc GBP	26/04/2013	£174.09	IA China/Greater China	26/04/2013	Henderson Global Investors Limited
Quilter Investors Corporate Bond U2 Acc GBP	16/04/2014	£248.06	IA Sterling Corporate Bond	22/10/2020	Premier Fund Managers Limited
Quilter Investors Diversified Bond U2 Acc GBP	06/05/2014	£152.44	IA Sterling Strategic Bond	22/10/2020	Premier Fund Managers Limited
Quilter Investors Emerging Markets Equity Growth U2 Acc GBP	26/04/2013	£207.81	IA Global Emerging Markets	26/04/2013	JPMorgan Asset Management (UK) Limited
Quilter Investors Emerging Markets Equity Income U2 Acc GBP	08/06/2018	£158.47	IA Global Emerging Markets	08/06/2018	Wells Capital Management Incorporated
Quilter Investors Emerging Markets Equity U2 Acc GBP	09/11/2010	£129.78	IA Global Emerging Markets	28/06/2018	Merian Global Investors (UK)Ltd
Quilter Investors Europe (ex UK) Equity Growth U2 Acc GBP	12/04/2013	£177.12	IA Europe Excluding UK	30/04/2020	Allianz Global Investors
Quilter Investors Europe (ex UK) Equity Income U2 Acc GBP	12/04/2017	£150.30	IA Europe Excluding UK	11/04/2017	Schroder Investment Management
Quilter Investors Europe (ex UK) Equity U2 Acc GBP	01/03/2013	£346.77	IA Europe Excluding UK	01/03/2013	Henderson Global Investors Limited
Quilter Investors Gilt Index U2 Acc GBP	05/02/2003	£473.58	IA UK Gilts	05/02/2003	Blackrock Investment Management (Uk) Ltd
Quilter Investors Global Equity Absolute Return U2 Acc GBP	17/02/2014	£359.03	IA Targeted Absolute Return	21/06/2018	Merian Global Investors (UK)Ltd
Quilter Investors Global Equity Value U2 Acc GBP	26/04/2013	£274.56	IA Global Equity Income	26/04/2013	Newton Investment Management
Quilter Investors Investment Grade Corporate Bond U2 Acc GBP	28/05/2013	£216.28	IA Sterling Corporate Bond	28/05/2013	Invesco Asset Management Limited
Quilter Investors Japanese Equity U2 Acc GBP	01/03/2013	£258.21	IA Japan	01/03/2013	Schroder Investment Management
Quilter Investors Natural Resources Equity U2 Acc GBP	30/04/2013	£98.16	IA Specialist	30/04/2013	JPMorgan Asset Management (UK) Limited
Quilter Investors North American Equity U2 Acc GBP	31/01/1995	£247.31	IA North America	31/05/2018	Merian Global Investors (UK)Ltd
Quilter Investors Precious Metals Equity U2 Acc GBP	30/04/2013	£330.72	IA Specialist	30/04/2013	Blackrock Investment Management (Uk) Ltd
Quilter Investors Sterling Diversified Bond U2 Acc GBP	30/04/2013	£290.38	IA Sterling Strategic Bond	30/04/2013	Fidelity
Quilter Investors UK Equity Growth U2 Acc GBP	27/03/2013	£312.62	IA UK All Companies	17/07/2020	BlackRock Advisors (UK) Limited
Quilter Investors UK Equity Income U2 Acc GBP	25/04/1997	£101.50	IA UK Equity Income	31/05/2018	Merian Global Investors (UK)Ltd
Quilter Investors UK Equity Large-Cap Income U2 Acc GBP	27/03/2013	£495.98	IA UK Equity Income	27/03/2013	Artemis investment Management LLP
Quilter Investors UK Equity Opportunities U2 Acc GBP	12/04/2013	£352.66	IA UK All Companies	12/04/2013	Artemis investment Management LLP
Quilter Investors UK Equity U2 Acc GBP	07/10/2013	£298.48	IA UK All Companies	31/05/2018	Merian Global Investors (UK)Ltd

Other fund information as at 17/06/2021

Investments	Launch date	Fund size (£M)	Industry Sector	Fund Manager Start Date	Fund Manager
Quilter Investors US Equity Growth U2 Acc GBP	08/06/2017	£213.25	IA North America	08/06/2017	JPMorgan Asset Management (UK) Limited
Quilter Investors US Equity Income U2 Acc GBP	08/06/2018	£238.08	IA North America	08/06/2018	BNY Mellon Investment Management EMEA Limited
Quilter Investors US Equity Small/Mid-Cap U2 Acc GBP	01/03/2013	£116.04	IA North America	01/03/2013	Schroder Investment Management

Important Information

Past performance for the funds marked ^ has been based on prices that include simulated values.

Please refer to www.platform.quilter.com/glossary for further information about the terms used in this document.

All the performance information shown is in Pound Sterling.

For ISAs the performance does not allow for tax reclaims that have been available at various times in the past.

Holdings in cash are displayed on these reports where applicable however, 0% performance and volatility is assumed. Cash deposit holdings are not included when calculating a portfolio's prospective risk score.

Percentage growth is calculated using bid prices with income re-invested back into the fund net of tax. For fund or sector average benchmarks the percentage growth is also calculated net of tax.

Any benchmark used in this report has been selected by your financial adviser or discretionary investment manager. Quilter has not verified that the benchmark is appropriate for your holdings.

Prices are based on the latest available bid price as at the date of the report.

As funds in the following sectors do not meet any pre-set parameters, it may be inappropriate to compare them on a like-for-like basis. Unit trust and OEIC sectors: Unclassified, IA Specialist, IA Property Other.

Unit prices, and the income from units, may fall as well as rise. An investor may not get back the amount invested.

Ratings

FE fundinfo crown ratings: The Crown Fund ratings are assigned by FE fundinfo Limited and are for reference only. The Crown Fund Ratings are compiled using three key measurements of an underlying fund's performance – alpha, volatility and consistency. An underlying fund will have higher crown fund rating, if it has superior consistent performance in relation to risk, relative to their peer groups. One crown being the lowest rating, and five crowns being the highest. No crowns means the underlying fund has not been rated. These ratings will be reviewed by FE fundinfo Limited on a regular basis.

Citywire ratings: Source & © Copyright Citywire Financial Publishers Limited, 2018. All rights reserved. Citywire Fund Manager Ratings are based on the 3 year risk-adjusted performance of the individual manager across all the funds he or she has managed during the period 12/12/2016 - 12/12/2019. More details at <http://citywire.co.uk/wealth-manager/news/ratings-faq/a703353>

Morningstar analyst ratings: Morningstar provides independent fund ratings which aim to be predictive in nature. The ratings are determined following in-depth qualitative and quantitative analysis. Funds are reviewed regularly and ratings adjusted to reflect any change in investment style or approach. From time to time a fund rating may be subject to review, in which case the rating becomes suspended.

FE fundinfo alpha manager ratings: FE fundinfo Alpha Manager Ratings, rate the performance of a fund manager over their career back to the year 2000, including all funds they have managed and places worked. They are designed to distinguish fund managers who have consistently performed well over the longer term.

The robust methodology is comprised of two key components:

- Risk adjusted alpha/Sortino (with track record length bias)
- Consistent outperformance of a benchmark overall

For more information visit www.trustnet.com

RSMR: A fund rating from RSMR is based on the use of both quantitative and qualitative research, with the latter providing a forward-looking view of the manager's ability to deliver strong, consistent performance. This qualitative view is gained through face to face meetings with fund management teams and is a key part of their methodology. Rather than have various categories of rating, they use a binary approach under which a fund, range, investment trust or DFM is either rated or not, and they provide additional information with fund factsheets and profiles, enabling advisers to make the most appropriate selection for their clients. Full fund information is available on their website at www.rsmr.co.uk together with their fund methodology documentation.

Please be aware that calls and electronic communications may be recorded for monitoring, regulatory and training purposes and records are available for at least five years.

Quilter Investment Platform is the trading name of Quilter Investment Platform Limited which provides an Individual Savings Account (ISA), Junior ISA (JISA) and Collective Investment Account (CIA) and Quilter Life & Pensions Limited which provides a Collective Retirement Account (CRA) and Collective Investment Bond (CIB).

Quilter Investment Platform Limited and Quilter Life & Pensions Limited are registered in England and Wales under numbers 1680071 and 4163431 respectively. Registered Office at Senator House, 85 Queen Victoria Street, London, EC4V 4AB, United Kingdom.

Quilter Investment Platform Limited is authorised and regulated by the Financial Conduct Authority. Quilter Life & Pensions Limited is authorised by the Prudential Regulation Authority and regulated by the Financial Conduct Authority and the Prudential Regulation Authority. Their Financial Services register numbers are 165359 and 207977 respectively. VAT number 386 1301 59.